



170

174

jakob.com

jakob.com

Klemmring

Klemmring

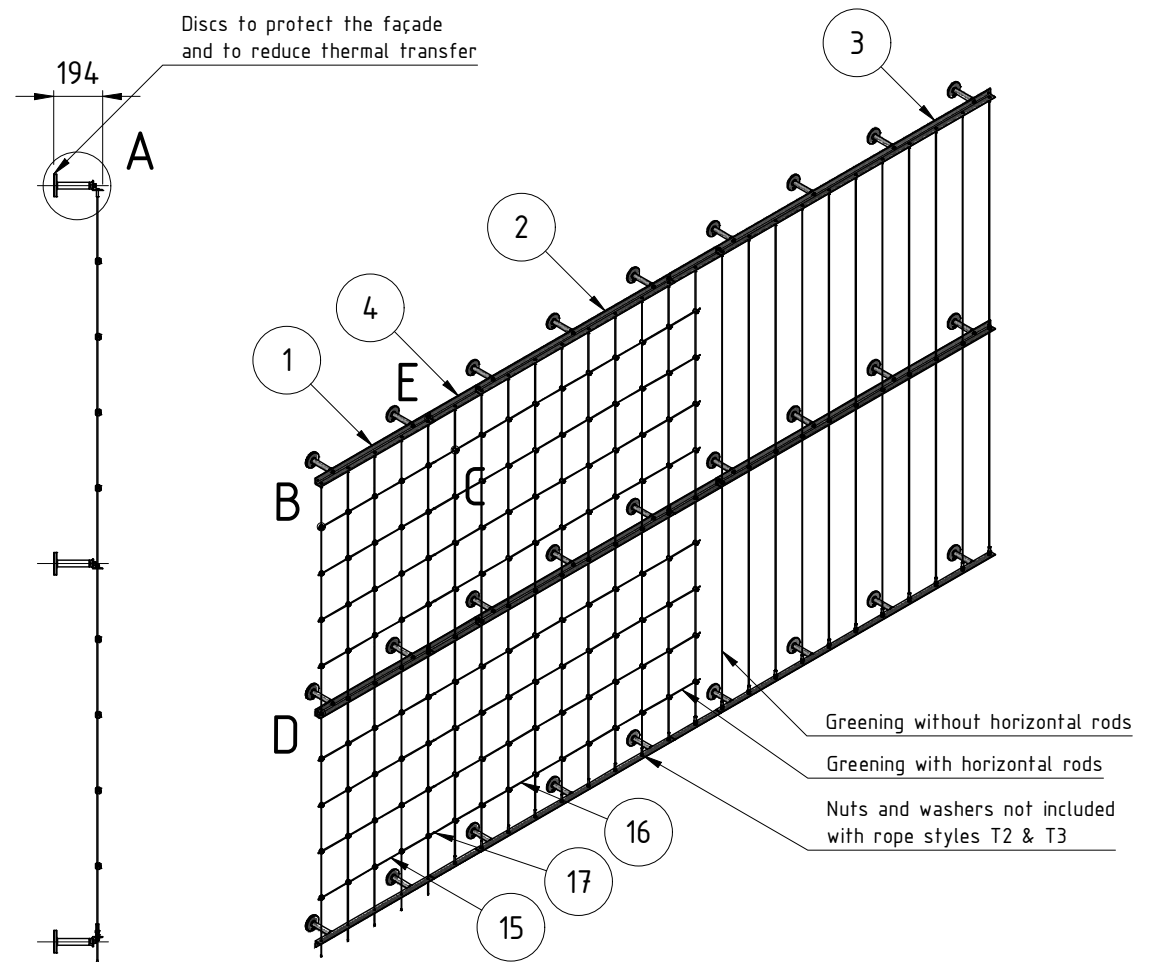
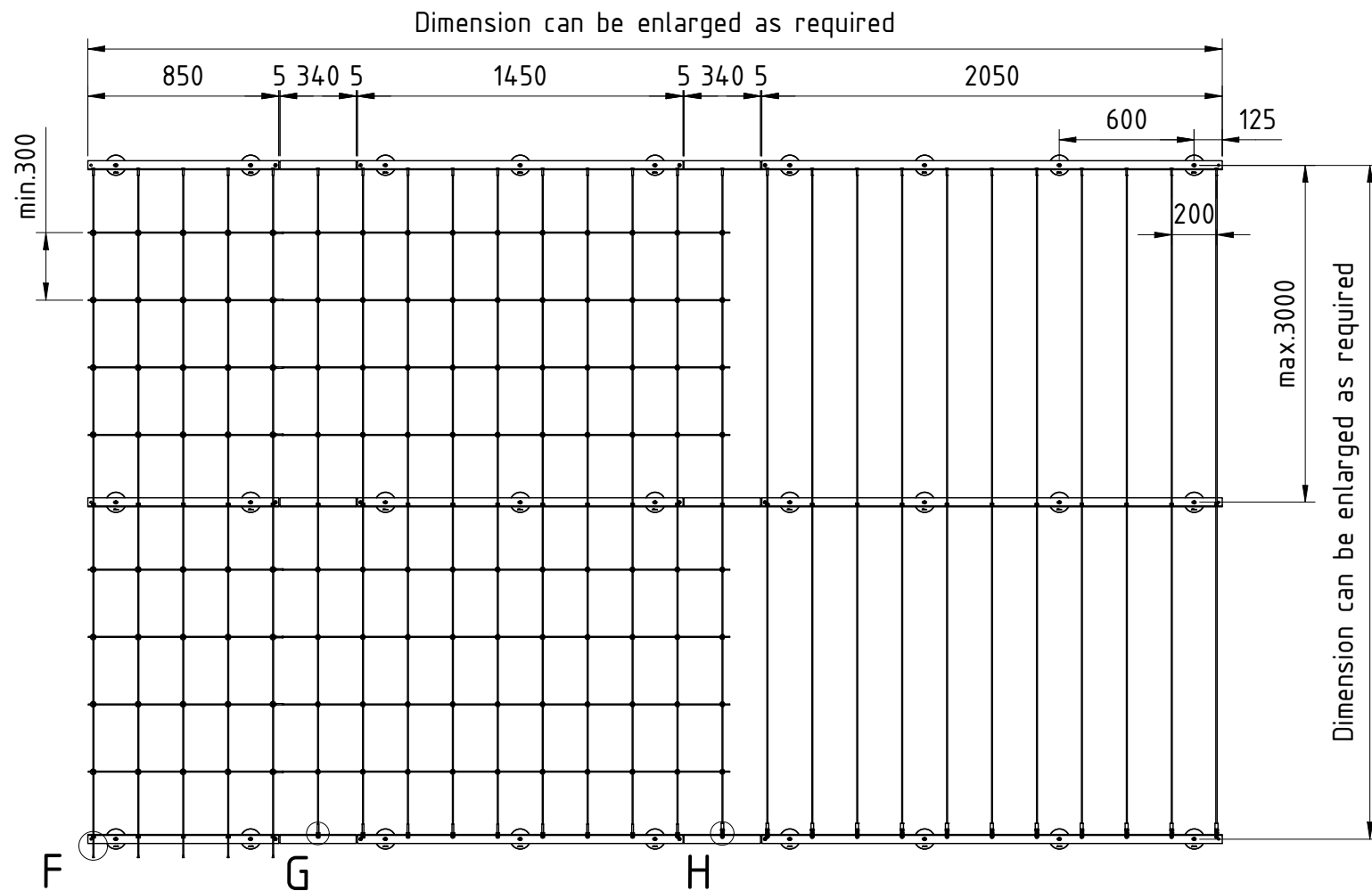
11

8

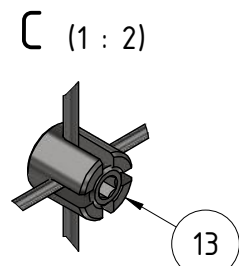
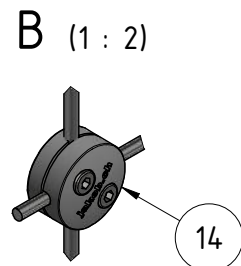
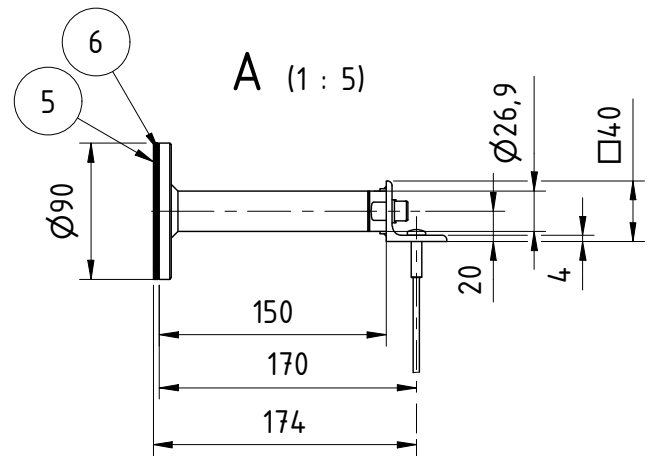
7

The reproduction, distribution and utilization of this drawing as well as the communication of its contents to others without express authorization is prohibited. Offenders will be held liable for the payment of damages. All rights reserved in the event of the grant of a patent, utility model or design.

Weitergabe sowie Vervielfältigung dieser Zeichnung, Verwertung und Mitteilung ihres Inhalts ist verboten, soweit nicht ausdrücklich gestattet. Zuwiderhandlungen verpflichten zu Schadensersatz. Alle Rechte für den Fall der Patent-, Gebrauchsmuster- oder Geschmacksmusterverletzung vorbehalten.

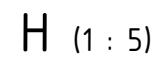
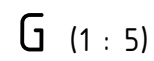
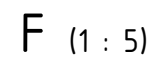


System for selection with rope styles T1 / T2 / T3 (20811-000x-xx), as pos. 7, 8, 9
 Wall distances of 100mm, 150mm and 200mm recommended with spacers 30897-0xx0-10
 Assembly material according to catalog G2 technical, p. 71
 The whole system has been calculated and documented without turnbuckles
 The maximal system dimensions have to be modified in case of large building heights or strong wind regions
 The dimensions are not indicated according to scale



System with plastic cross clamp 30920-0400-02

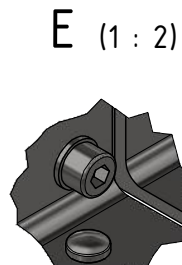
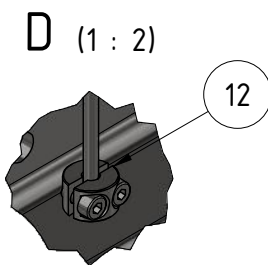
or Cross clamp stainless steel 30858-0400



Rope style T1 20812-0001

Rope style T2 20812-0002-01

Rope style T3 20812-0003-00



Tightening torque applied on clamp ring light = 3Nm 30863-0400

Connecting parts not included in sets 20842-0350-x000-1

17	8	30922-0400-30	Connecting sleeve for horizontal rod
16	8	30922-0400-00	Horizontal rod
15	8	30922-0400-00-0850	Horizontal rod 850
14	40	30920-0400-02	Cross clamp, plastic
13	80	30858-0400	Cross clamp
12	31	30863-0400	Clamp ring light
11	66	30896-0800	Washer DIN 125A A4
10	54	30892-0800	Hexagon nut DIN 934 M8 A4
9	12	20812-0003-00	Rope style T3, Assembly length b=?
8	9	20812-0002-01	Rope style T2, Assembly length b=?
7	5	20812-0001	Rope style T1, Assembly length b=?
6	3	30896-0802-80	Sliding disc for spacers
5	3	30896-0801-90	Protective disc for spacers
4	2	20842-0350-6000-1	GreenTrellis section connector 350, 6000
3	1	20842-2050-6150-11	GreenTrellis 2050, 6000, 150
2	1	20842-1450-6150-8	GreenTrellis 1450, 6000, 150
1	1	20842-0850-6150-5	GreenTrellis 850, 6000, 150

Pos.	Anz./Qty.	Art.-No. / Standard	Bezeichnung / Description	Gewicht / Weight
				15.249 kg

GreenTrellis System EN technical p. 27, 28				
Gezeichnet	lru	Datum	03.08.2020	
Geprüft	lru	Datum	03.08.2020	
Freigegeben	lru	Datum	03.08.2020	Blatt 1 von 1

Jakob
Rope Systems

Jakob AG
3555 Trubschachen
Switzerland

173351

Index

A