

Clevis for strand, round swaged

1.21


Breaking strength: 70% of minimum strand breaking strength
AISI 316 material group

kN × 102 = kp

Dimensions

Order No.	Strand Ø mm	kN Minimum breaking strength	b mm	Ø d1 mm	Ø d2 mm	e mm	f mm	g mm	h mm
30881-0800-03	8	37	143	12	16	14	25	14	26
30881-1000-03	10	58	166	14	18	18	32	22	34
30881-1200-03	12	83	205	16	20	18	32	22	34
30881-1600-03	16	148	285	25	28.2	35	40	25.4	63

Ø 8-12 mm



CL: Konfektionslänge / Longueur de confection / Assembly length

Ø 16 mm



Dimension (b) is enlarged by 3 to 6% during the swaging process.

Turnbuckle with clevis for strand, round swaged

1.22

Breaking strength: 70% of minimum strand breaking strength

Right-/left-hand thread

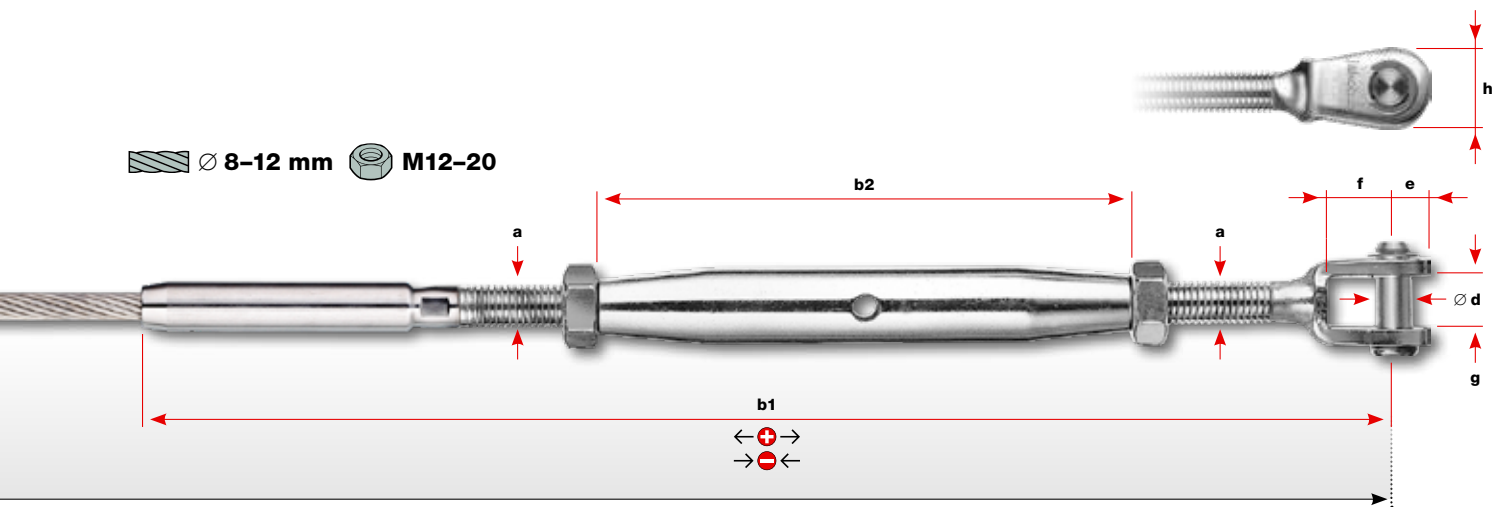
AISI 316 material group

kN × 102 = kp


Dimensions

Range

Order No.	Strand Ø mm	Thread a mm	kN Minimum breaking strength	b1 mm	b2 mm	Ø d mm	e mm	f mm	g mm	h mm	+	-
30870-0800-03	8	M12	37	387	150	12	14	26	14	26	34	70
30870-1000-03	10	M16	58	471	190	14	18	32	22	34	42	64
30870-1200-03	12	M20	83	557	220	19	23	43	24	43	50	58
30870-1600-03	16	M24	148	625	212	25	35	42	25	63	48	92



CL: Konfektionslänge / Longueur de confection / Assembly length



Tensioning range: The external thread ends are both screwed in halfway.

Caution: The minimal screw insertion depth is 1.5 × thread Ø (M6 = 9 mm).

←+→ = make longer (relax)

→-← = make shorter (tension)